



SERVICE PROMISE

SERVICE HIGHLIGHTS

1. VAST SERVICE NETWORK

Stanley Black & Decker has both Exclusive and Authorised Service Centers (ASC) across the country. There are **6 Exclusive Service Centers** and **195** Authorised Service Centers spread across all parts of India. All these centers are designed to provide best in class service with well-trained Manpower. The quality of Service Centers and the competency of service person is audited every quarter, this ensures robust service quality.

2. DEWALT EXCLUSIVE SERVICE CENTERS (DESC)

The **DeWALT Exclusive Service Centers** are located at major cities across the country. The **DESC** are designed to cater specifically to the service needs of industrial customers and end users. Exclusive Service Centers located in below cities-

♦ **Cochin** ♦ **Pune** ♦ **Mumbai** ♦ **Chennai** ♦ **Bangalore** ♦ **Ahmedabad**

3. TOOL PICK UP SERVICE

Tool pick up service is the key element of **DeWALT Exclusive Service Centers**. The pick up vehicle runs through the major industrial areas at regular intervals which makes it very convenient to maintain Tools at EU sites or to pick them up for repair at **DESC**.

4. SERVICE ON WHEELS

In all **DeWALT Exclusive Service Centers**, we have Service On Wheels facility, where minor repairs are done in the Tool Pick Up Van at the EU site and returned to users.

5. QUALITY SERVICE

DeWALT Exclusive Service Centers are designed to provide best in class service with well-trained manpower. All **DESC** give 30 days guarantee for the service provided. That means in case of recurrence of the same complaint within 30 days, the service would be done free of charge, unless the product is used for wrong application / misused / abused.

6. FREE SERVICE CAMPS

Stanley Black & Decker conducts regular free service camps to enable end users to get minor tool repairs & maintenance done free of charge. Also they get the benefit of some special discount on spare parts.

7. SERVICE TRAINING

Stanley Black & Decker knows the importance of equipping all end users with the knowledge of proper tool usage & minor repairs. For this **Stanley Black & Decker** conducts Free Service & Product Usage Training programs at different EU sites from time to time.


8. SPARE AVAILABILITY

Stanley Black & Decker uses scientific approach to understand the spare part requirement of each and every service location and maintains all essential spare parts at required stock levels, at every Service Center.

9. FIXED PRICE SERVICE PLAN (FPSP)

DeWALT FPSP offers customers the option of getting 100% Tool service cost covered by **Stanley Black & Decker***

•Now customers can have complete peace of mind about Tool productivity & up-time, with no unexpected service costs.



1 YEAR WARRANTY
ON ALL **DeWALT** PRODUCTS

1 YEAR WARRANTY

If your **DeWALT** product becomes defective due to faulty materials or workmanship within 12 months from the date of purchase, **DeWALT** guarantees to replace all defective parts free of charge or, at our discretion, replace the unit free of charge provided that:

- The product has not been misused.
- The product has been subject to Fair Wear & Tear.
- Repairs have not been attempted by unauthorized persons.
- Proof of purchase or warranty card is produced.

ALWAYS USE

DeWALT

GENUINE SPARES ONLY

To find the nearest Authorised Service Center in your area, please visit our website as mentioned below.

* Terms & Conditions Apply.

Stanley Black & Decker India Private Limited

No.28, "Akemps", 3rd Main, 1st Cross, Ashwini Layout, Koramangala Intermediate Ring Road, Bangalore-560 047.

Tel: +91 80 67919990 Fax: +91 80 2135671801.

Help Line No. 1860-425-1111

www.dewaltindia.in

www.stanleyblackanddeckerindia.in

Ver:01-012016

Dealers Stamp

DEWALT®

POWER TOOLS CATALOG 2016



www.dewaltindia.in

GUARANTEED TOUGH.™

About DeWALT

Over 30 Years of experience


in engineering professional construction power tools at our in-house facility in Idstein, Germany.

Over 50 Years of experience

in designing and manufacturing world class drilling solutions for the construction industry at our in-house facility in Buchberg, Germany.

- Simulation software developed in partnership with the automotive industry
- Industry leading application-based testing facilities
- Cutting edge drilling accessories manufacture
- Award winning design

In-house design and manufacture ensures that the quality of DeWALT drilling solutions exceeds the requirements of the most demanding professional applications.



PERFORM PROTECT

In 2007 DeWALT set itself the challenge of creating the most comprehensive system of the safest, highest performing professional construction tools in the world. This is the Perform & Protect system, made up of products that meet strict criteria in one or more of the following core safety-focused areas; **Vibration**; **Control**; **Dust**.



CONTROL
Unique and innovative torque control features



VIBRATION
Up to 50% lower vibration



DUST
Industry-leading dust extraction solutions

INTELLIGENT SAFETY

Bind-up situations can occur when drilling, cutting, or grinding. These sudden torque reactions, when the tool body rotates, can potentially damage the tool or injure the user.

The Perform & Protect shield for CONTROL shows which products have additional features to help in those critical bind-up situations.

The three different systems are:
2 Stage Clutch for Rotary Hammers
Anti Rotation System for Rotary Hammers
Electronic Clutch for drills and grinders.



Why? DeWALT

COMPLETE PROFESSIONAL QUALITY PRODUCT RANGE

DeWALT is a full range power tool and accessories supplier for the building contractor and professional tradesman.

END USER RESEARCH

On average we speak to 20,000 users every year as part of the product development process.

A comprehensive understanding of the real applications that our users perform, enables us to generate product features that are a genuine benefit to our users.

INNOVATIVE PRODUCTS

To support our users and drive our industry forward, DeWALT consistently develops truly innovative products across multiple categories. This technical strength is regularly recognised by international awards.

USER LOYALTY

The cast-iron DeWALT guarantee and premium service network ensure that our users have faith in the quality of our products.

DeWALT is heavily involved in end-user events across the World, building our brand reputation, and generating huge excitement for our diverse product portfolio.



MINIMUM VIBRATION, MAXIMUM PRODUCTIVITY

Vibration exposure can cause a range of conditions collectively known as hand-arm vibration syndrome (HAVS). Other conditions include carpal tunnel syndrome and vibration white finger.

When the Perform & Protect shield is awarded for Vibration, it is guaranteed the Tri-Axial vibration levels have been reduced, increasing usage time without reducing performance.

Three different anti-vibration systems are:
Active Vibration Control
Floating back handle
Counter Balance System

VIBRATION



SAFETY MADE CLEARER

Airborne dust inhalation can lead to a number of long-term health conditions such as silicosis and chronic obstructive pulmonary disease (COPD). When the Perform & Protect shield is awarded for DUST, it is guaranteed the potential of inhaling dust is reduced to give a cleaner and safer working environment.



CORDLESS XR LI-ION

WHY XR?



XR Li-ion is the new cordless range from DeWALT offering eXtreme Run Time, increased efficiency and improved performance.

By constantly monitoring tool and battery operation the intelligent switch module maximizes performance and prevents damage caused by overload or temperature build-up.

This helps to increase lifetime of both tool and battery. This technology combined with a tough outer casing and superb ergonomics means that XR Lithium Ion is truly Tough Outside & Intelligent Inside.

TOUGH OUTSIDE INTELLIGENT INSIDE



Ergonomic rubber grip designed for comfort and control

Bright white LED with delay feature improves visibility

Battery: 1.3Ah, 1.5Ah for Compact Efficiency or 2.0Ah, 4.0Ah for eXtreme Run time

Tough magnetic bit holder provides practicality by holding bits or screws securely

Intelligent trigger for better application control

Secure Belt hook for improved portability


4.0 AH 2.0 AH 1.5 AH 1.3 AH

CONSTRUCTION



HAMMERS

D25011K - 20 mm 2 Mode Rotary Hammer



POWER: 650 W
SPEED: 0-1550 RPM
BLOWS/MIN.: 0-4150 BPM
IMPACT ENERGY: 2.4 J
DRILLING CAPACITY IN CONCRETE : 20 MM
WEIGHT: 2.3 KG

SDS PLUS COMBINATION HAMMERS

D25013K - 22 mm 3 Mode Combi Hammer



POWER: 650 W
SPEED: 0-1550 RPM
BLOWS/MIN.: 0-4550 BPM
IMPACT ENERGY: 2.8 J
DRILLING CAPACITY IN CONCRETE : 22 MM
WEIGHT: 2.5 KG

CONSTRUCTION / DRILLS & FASTENERS

DEMOLITION HAMMERS

D25899K - 10Kg SDS-Max Demolition Hammer



POWER: 1500 W
BLOWS/MIN.: 2,040 BPM
IMPACT ENERGY: 25 J
WEIGHT: 9.5 KG

D25901K - 10Kg SDS-Max Demolition Hammer



POWER: 1500 W
BLOWS/MIN.: 1020-2040 BPM
IMPACT ENERGY: 5-25 J
VIBRATION : 7.9 m/s²
WEIGHT: 10.5 KG

Innovative
Anti Vibration
System
AVC
+
Floating Handle

D25941K - 12Kg Demolition Hammer



POWER: 1600 W
BLOWS/MIN.: 1620 BPM
IMPACT ENERGY: 30.6J
TOOL HOLDER: 19mm HEX.
ACTIVE VIBRATION CONTROL FOR COMFORT
12 POSITION CHISEL ROTATION.
VIBRATION : 8.8 m/s²
WEIGHT: 13.8 KG (APPROX)

D25033K - 22mm 3 Mode Combi Hammer



POWER: 710 W
SPEED: 0 - 1550 RPM
BLOWS/MIN.: 0 - 5680 BPM
IMPACT ENERGY: 2.1 J
DRILLING CAPACITY: CONCRETE: 22 MM,
METAL: 13 MM, WOOD: 30 MM
CORE BIT: 50 MM
WEIGHT: 2.5 KG

D25133K - 26mm 3 Mode Combi Hammer



POWER: 800 W
SPEED: 0-1500 RPM
BLOWS/MIN.: 0-5500 BPM
IMPACT ENERGY: 2.9 J
DRILLING CAPACITY: CONCRETE: 26 MM,
METAL: 13 MM, WOOD: 30 MM
CORE BIT: 50 MM
WEIGHT: 2.6 KG

D25323K - 26mm SDS Plus Combi Hammer



POWER: 800 W
SPEED: 0-1150 RPM
BLOWS/MIN.: 0-4300 BPM
IMPACT ENERGY: 3.1 J
DRILLING CAPACITY: MS: 13 MM
CONCRETE: 26MM, WOOD: 30 MM
CORE BIT: 65 MM
WEIGHT: 3.4 KG

D25961K - 16Kg Demolition Hammer



POWER: 1600 W
BLOWS/MIN.: 1450 BPM
IMPACT ENERGY: 35 J
TOOL HOLDER: 30mm HEX
FLOATING HANDLE FOR COMFORT
VIBRATION/EN60745: 6.8 m/s²
WEIGHT: 16.9 KG

PAVEMENT BREAKER

D25980K - 31kg Pavement Breaker with Trolley



POWER: 2100 W
BLOWS/MIN.: 900 BPM
IMPACT ENERGY: 68 J
TOLL HOLDER: 28 MM HEX.
ACTIVE VIBRATION CONTROL FOR COMFORT
WEIGHT: 31 KG

DW088K - Cross Line Self-Levelling Line Laser



LASER CLASS: CLASS 2
ACCURACY: +/- 0.3mm/m
NUMBER OF BEAMS: 2
DIRECTION OF BEAMS: VERTICAL/LEVEL
INDOOR VISIBILITY RANGE: 10 M
SELF-LEVELLING RANGE: +/-4°
TRIPOD CONNECTION: 1.4"
WEIGHT: 0.46 KG WITH BATTERIES
POWER SUPPLY: 4.5V - 3x AA

D25143K - 28mm SDS-Plus Combi Hammer



POWER: 900 W
SPEED: 0-1450 RPM
BLOWS/MIN.: 0-5350 BPM
IMPACT ENERGY: 3.0 J
MAX DRILLING CAPACITY: CONCRETE 28 MM
METAL: 13MM, WOOD: 30 MM
CORE BIT: 65 MM
WEIGHT: 3.1 KG

D25413K - 32mm SDS-Plus Combi Hammer



POWER: 1000 W
SPEED: 0-820 RPM
BLOWS/MIN.: 0-4700 BPM
IMPACT ENERGY: 4.9 J
DRILLING CAPACITY: CONCRETE: 6-32 MM
METAL: 13MM, WOOD: 32 MM
CORE BIT: 100 MM
WEIGHT: 4.2 KG

SDS MAX COMBINATION HAMMERS

D25501K - 40mm SDS-Max Combi Hammer




POWER: 1100 W
SPEED: 400 RPM
BLOWS/MIN.: 2740 BPM
IMPACT ENERGY: 11J
DRILLING CAPACITY: CONCRETE: 40 MM
BREAK THROUGH BIT: 55 MM
CORE BIT: 90 MM
WEIGHT: 6.15 KG

DW03050 - Laser Distance Meter - 50M



LASER CLASS: CLASS 2
LEVELING ACCURACY: +/- 1.5 mm/m
NUMBER OF BEAMS: 1
INDOOR VISIBILITY RANGE: 50 M
POWER SOURCE: 2 x 1.5v DC AAA-SIZE BATTERIES
WEIGHT: 0.15 KG WITH BATTRIES

DW03101 - Laser Distance Meter - 100M



LASER CLASS: CLASS 2
LEVELING ACCURACY: +/- 1 mm/m
NUMBER OF BEAMS: 1
INDOOR VISIBILITY RANGE: 100 M
POWER SOURCE: 2 x 1.5v DC AAA-SIZE BATTERIES
TRIPOD CONNECTION: YES
WEIGHT: 0.13 KG WITH BATTERIES

TILE CUTTER

DW862 - 110mm Tile Saw



POWER: 1270 W
NO-LOAD SPEED: 13500 RPM
WHEEL SIZE: 110 MM
CUTTING CAPACITY: 34 MM
WEIGHT: 3 KG

DEMOLITION HAMMERS

D25580K - 5 Kg Hex Demolition Hammer



POWER: 1050 W
BLOWS/MIN.: 3600 BPM
IMPACT ENERGY: 8.8 J
TOOL HOLDER: 17 MM HEX
WEIGHT: 5.7 KG

D25820K - 5 Kg SDS-Max Demolition Hammer



POWER: 1150 W
BLOWS/MIN.: 2,740 BPM
SINGLE IMPACT ENERGY: 8J
TOOL HOLDER: SDS-MAX
WEIGHT: 5.8 KG

DRILLS & FASTENING



DRILLS

DWD010 - 6mm Rotary Drill



POWER: 380 W
CHUCK CAPACITY: 1 - 6.5 MM
METAL: 6.5 MM
WOOD: 15 MM
SPEED: 0-3600 RPM
WEIGHT: 1.25 KG

DWD014 - 10mm VSR Drill



POWER: 550 W
SPEED: 0-2800 RPM
DRILLING CAPACITY: STEEL: 10 MM
WOOD: 25 MM
WEIGHT: 1.34 KG

CONSTRUCTION / METAL WORKING



DRILLS

DWD016 - 10mm VSR Drill



POWER: 380 W
SPEED: 0-2600 RPM
DRILLING CAPACITY: STEEL: 10 MM
WOOD: 20 MM
WEIGHT: 1.2 KG

D21520 - 13mm Mixer & Rotary Drill



POWER: 710 W
SPEED: 0-550 RPM
DRILLING CAPACITY IN STEEL: 13 MM
WOOD: 40 MM
WEIGHT: 3.4 KG

DWD022 - 10mm Impact Drill



POWER: 550 W
SPEED: 0-2800 RPM
DRILLING CAPACITY: CONCRETE: 13 MM
STEEL: 10 MM
WOOD: 25 MM
WEIGHT: 1.4 KG

DWD024 - 13mm Impact Drill



POWER: 701 W
SPEED: 0-2800 RPM
DRILLING CAPACITY: CONCRETE: 16 MM
STEEL: 13 MM
WOOD: 25 MM
WEIGHT: 1.82 KG

D21720 - 13mm Two Speed Impact Drill



POWER: 650 W
SPEED: 0-1100/0-2600 RPM
DRILLING CAPACITY: CONCRETE: 16 MM
STEEL: 13 MM
WOOD: 25 MM
WEIGHT: 2.1 KG

SCREWDRIVERS

DW263K - Depth Sensitive Screwdriver



POWER: 540 W
TOOL HOLDER: 6.35 MM HEX
SPEED: 0-2500 RPM
MAX. TORQUE: 14.5 Nm
CAPACITY (MAX. SCREW DIA.): 6.3 MM
WEIGHT: 1.3 KG

DW268 - VSR Torque Adjustable Screwdriver




POWER: 540 W
TOOL HOLDER: 6.35 MM HEX
SPEED: 0-2500 RPM
MAX. TORQUE: 4 - 26 Nm
CAPACITY (MAX. SCREW DIA.): 6.3 MM
WEIGHT: 1.3 KG

DW269 - VSR Torque Adjustable Screwdriver



POWER: 540 W
TOOL HOLDER: 6.35 MM HEX
SPEED: 0-1000 RPM
MAX. TORQUE: 4 - 42 Nm
CAPACITY (MAX. SCREW DIA.): 6.3 MM
WEIGHT: 1.3 KG

SMALL ANGLE GRINDERS



ANGLE GRINDERS

DW810 - 100mm Angle Grinder



POWER: 680 W
SPEED: 11000 RPM
MAX. DISC DIA.: 100 MM
EXTERNAL BRUSH ACCESS
WEIGHT: 1.87 KG

DW801 - 100mm Angle Grinder



POWER: 850 W
SPEED: 11000 RPM
MAX. DISC DIA.: 100 MM
EXTERNAL BRUSH ACCESS
WEIGHT: 1.8 KG

METAL WORKING

SMALL ANGLE GRINDERS

DW803 - 100mm Angle Grinder



POWER: 1000 W
SPEED: 10000 RPM
MAX. DISC DIA.: 100 MM
EXTERNAL BRUSH ACCESS
WEIGHT: 1.8 KG

DWE8300S - 100mm Angle Grinder



POWER: 1010 W
SPEED: 11500 RPM
MAX. DISC DIA.: 100 MM
SPINDLE THREAD: M10
WEIGHT: 1.85 KG

With **DES TECHNOLOGY**
Innovative Anti Vibration Handle



DW824 - 125mm Angle Grinder



POWER: 1000 W
SPEED: 10000 RPM
MAX. DISC DIA.: 125 MM
WEIGHT: 1.8 KG

D28135 - 125mm Angle Grinder



POWER: 1400 W
SPEED: 10000 RPM
MAX. DISC DIA.: 125 MM
WEIGHT: 2.5 KG

With **DES TECHNOLOGY**
Innovative Anti Vibration Handle

DW831 - 125mm Angle Grinder



POWER: 1400W
MAX. DISC DIA.: 125 MM
SPEED: 10000 RPM
WEIGHT: 3.1 KG



LARGE ANGLE GRINDERS

LARGE ANGLE GRINDERS

D28491 - 180mm Angle Grinder



POWER: 2000 W
SPEED: 8500 RPM
MAX. DISC DIA.: 180 MM
WEIGHT: 4.6 KG

D28413 - 180mm Angle Grinder



POWER: 2200 W
SPEED: 8500 RPM
MAX. DISC DIA.: 180 MM
WEIGHT: 4.7 KG

D28414 - 230mm Angle Grinder



POWER: 2200 W
SPEED: 6500 RPM
MAX. DISC DIA.: 230 MM
WEIGHT: 4.7 KG

DWE4597 - 180mm Angle Grinder



POWER: 2600 W
SPEED: 8500 RPM
MAX. DISC DIA.: 180 MM
WEIGHT: 5.6 KG

With **DES TECHNOLOGY**
Innovative Anti Vibration System
+ NVR
+ E-Clutch
+ Soft Start
+ Safety Switch

DIE GRINDER

DWE4887N - Heavy Duty Die Grinder



POWER: 450W
SPEED: 25000 BPM
COLLET SIZE: 6 MM
MAX. WHEEL DIA.: 38 MM
PADDLE SWITCH WITH NO LOCK-ON
WEIGHT: 1.6 KG

METAL WORKING / WOODWORKING



SANDERS

SANDER POLISHER

DWP849X - 7/9 Electronic Sander & Polisher



POWER: 1250 W
SPEED: 0-600/3500 RPM
MAX. DISC DIA.: 180 MM
SPINDLE THREAD: M14
WEIGHT: 3 KG

D28409 - 180mm Sander



POWER: 2200 W
SPEED: 8500 RPM
MAX. DISC DIA.: 180 MM
WEIGHT: 4.7 KG



CHOPSAWS

D28720 - 355mm Heavy Duty Chop Saw



POWER: 2300 W
NO-LOAD SPEED: 3800
CAPACITY IN MM: AT 90° 45°
SQUARE 120 107
RECTANGLE 115 x 130 115 x 107
RIGHT ANGLE 137 115
ROUND 130 115
WEIGHT: 17 KG

D28870 - 355mm Heavy Duty Chop Saw



POWER: 2200 W
SPEED: 3800 RPM
CAPACITY IN MM: AT 90° 45°
SQUARE 120 105
RECTANGLE 100 x 120 100 x 140
RIGHT ANGLE 140 120
ROUND 130 113
WEIGHT: 18 KG

D28871 - 355mm Heavy Duty Chop Saw



POWER: 2200 W
SPEED: 3800 RPM
CAPACITY IN MM: AT 90° 45°
SQUARE 119 98
RECTANGLE 115 x 130 115 x 98
RIGHT ANGLE 137 98
ROUND 115 98
WEIGHT: 18 KG

With
TDR
TECHNOLOGY

DW871 - 355mm Heavy Duty Chop Saw



POWER: 2200 W
SPEED: 3800 RPM
CAPACITY IN MM: AT 90° 45°
SQUARE 120 105
RECTANGLE 74 x 230 55 x 137
RIGHT ANGLE 140 93
ROUND 131 115
WEIGHT: 18 KG

With
SOFT START
TECHNOLOGY

DW292 - 13mm Heavy Duty Impact Wrench



POWER: 710 W
SPEED: 2200 RPM
IMPACT RATE: 2700 IPM
MAX. TORQUE: 440 Nm
MAX. BOLT DIA.: M20
WEIGHT: 3.2 KG

CIRCULAR SAW

DWE561A - Compact Circular Saw



POWER: 1200 W
BLADE DIAMETER: 184 MM
STROKES: 5500 RPM
MAX. DEPTH OF CUT: 65 MM AT 90°
AND 42 MM AT 45°
WEIGHT: 3.6 KG



JIGSAW

JIGSAW

DW349K - Jigsaw



POWER: 500 W
STROKES: 800-3200/MIN.
ADJUSTABLE PENDULUM ACTION
CUTTING: METAL: 2-3MM, WOOD: 75MM
WEIGHT: 2.7 KG

With
LED Light

WOODWORKING

DW341K - Variable Speed Pendulum Jigsaw



POWER: 550 W
STROKES: 0-3100/MIN.
STROKE LENGTH: 20 MM
ADJUSTABLE PENDULUM ACTION
SHOE BEVELS 45° IN BOTH DIRECTIONS
CAPACITY: METAL: 3 MM, WOOD: 85 MM
WEIGHT: 2 KG

DW331K - Variable Speed Pendulum Jigsaw



POWER: 701 W
STROKES: 0-3100/MIN.
STROKE LENGTH: 26 MM
4 STAGE PENDULUM ACTION
SHOE BEVELS 45° IN BOTH DIRECTIONS
CAPACITY: METAL: 4 MM, WOOD: 130 MM
WEIGHT: 2.8 KG

RECIPROCATING SAW

DWE305PK - Variable Speed Reciprocating Saw



POWER: 1100 W
STROKES: 0-2800 PER/MIN.
STROKE LENGTH: 29 MM
WEIGHT: 3.5 KG

NEW



PLANER

PLANER

D26676 - Portable Planer



POWER: 550 W
SPEED: 17000RPM
MAX. DEPTH OF CUT: 1.5 MM
PLANER WIDTH: 82 MM
REBATING DEPTH: 9 MM
WEIGHT: 2.3 KG

MITRE SAWS

DW713 - 254mm Single Bevel Mitre Saw



POWER: 1600 W
SPEED: 5000 RPM
BEVEL CAPACITY: 48°/3°
MITRE CAPACITY (RIGHT/LEFT): 50°/50°
WEIGHT: 13.6 KG



MITRE SAW

DW715 - 305mm Single Bevel Mitre Saw



POWER: 1600 W
SPEED: 4000 RPM
BEVEL CAPACITY: 48°/3°
MITRE CAPACITY (RIGHT/LEFT): 50°/50°
WEIGHT: 19.1 KG

DW780 - 305mm Compound Slide Mitre Saw



POWER: 1675 W
SPEED: 1900-3800 RPM
BEVEL CAPACITY: 49°/49°
MITRE CAPACITY (RIGHT/LEFT): 60°/50°
WEIGHT: 24.8 KG

PALM SANDERS

D26441 - 1/4 Sheet Orbit Palm Sander



POWER: 230 W
ORBIT STROKES: 13500/MIN.
WEIGHT: 1.4 KG

D26451 - 125mm Random Orbit Palm Sander



POWER: 240 W
ORBIT STROKES: 13500/MIN.
WEIGHT: 1.6 KG

DW443 - 150mm Random Orbit Palm Sander



POWER: 530 W
ORBIT: 4000-7600/MIN.
150 MM, 6 HOLE HOOK/LOOP PAPER.
WEIGHT: 2.7 KG

WOODWORKING / CORDLESS

DWE6411 – ¼ Sheet Orbit Palm Sander



DWE6421 - 125mm Random Orbit Palm Sander



CORDLESS DRILL DRIVERS

DCD700C2 - 10mm Compact Drill/Driver



DCD710D2 - 10mm Compact Drill/Driver



DCD730M2 - 13mm Compact Drill/Driver



DCD734C2 - 13mm Compact Drill/Driver



DCD771C2 - 13mm Compact Drill/Driver



DCF610S2 - 6.35mm Screwdriver



DCF815D2 - 6.35mm Impact Driver



DCF835M2 - 6.35mm Compact Impact Driver



DCF885M2 - Compact Impact Driver



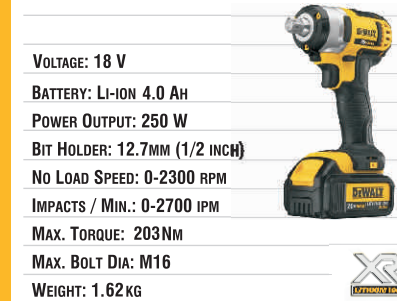
CORDLESS

CORDLESS IMPACT WRENCHES

DCF830M2 - Compact Impact Wrench



DCF880M2 - Compact Impact Wrench



DCD776C2 - 13mm Hammer Drill/Driver



CORDLESS HAMMER DRILL

DCD785M2 - 13mm Hammer Drill/Driver



DCH253M2 - 24mm 3 Mode Dedicated Hammer



CORDLESS ANGLE GRINDER

DCG412M2 - 125mm Angle Grinder



CORDLESS GREASE GUN

DCGG571M1 - 18V Grease Gun



CORDLESS MULTI-TOOL

DCS355M2 - 18V Multi Tool




HEAT GUN

D26414 - LCD Heat Gun



DWB800 - Blower 800W



DC500 - Cordless or Corded Wet/Dry Vacuum Cleaner

